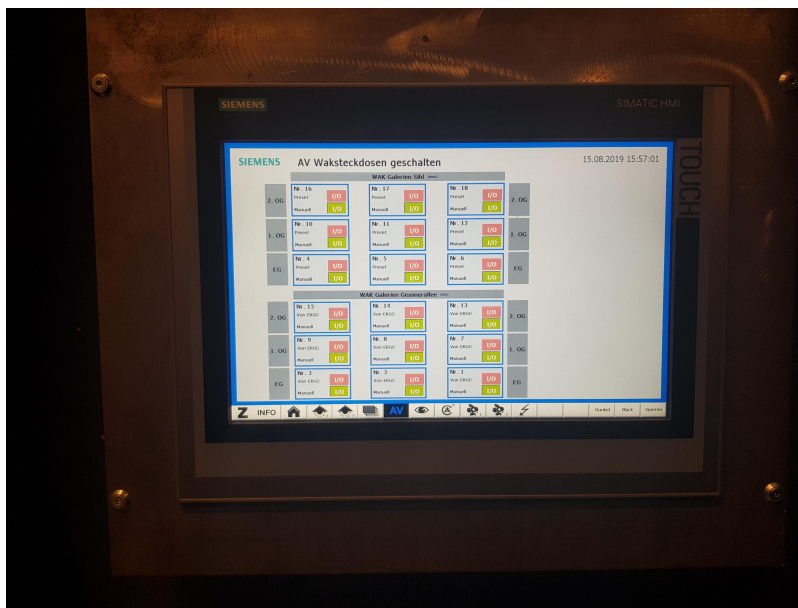


# Power

**PLEASE TURN OFF ALL POWER WHEN YOU LEAVE THE ROOM.**

Make sure all power cables at WAK boxes are plugged in the lowest socket row.

WAK 1 - 6 are in the lower level of the IASpace. WAK 7 - 12 are in the middle level of the IASpace and WAK 13 - 18 are in the upper level of the IASpace (some WAK may be behind the black curtains).



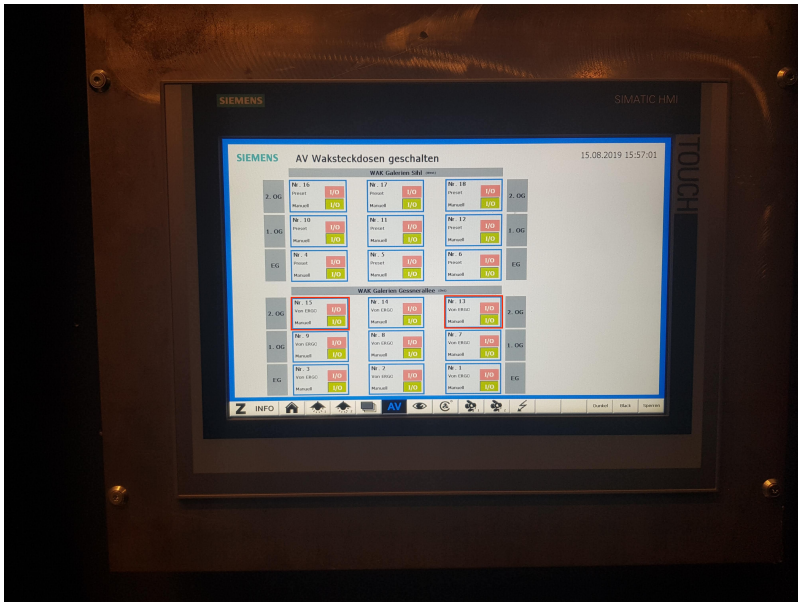
Turn on the computers by pressing the button with the “Alien”.




---

## Powering the Optitrack Mocap system

For powering the Optitrack Mocap system (Optitrack cameras) make sure to turn on the WAK 13 & 15 on the control panel.



If the Optitrack cameras are green it means that the system is on but need to be calibrated (refer to this page for calibration). If they are blue they are calibrated.



From:  
<https://wiki.zhdk.ch/IASpace/> - **immersive art space**

Permanent link:  
[https://wiki.zhdk.ch/IASpace/doku.php?id=hardware\\_power&rev=1565880329](https://wiki.zhdk.ch/IASpace/doku.php?id=hardware_power&rev=1565880329)

Last update: **2019/08/15 16:45**

