

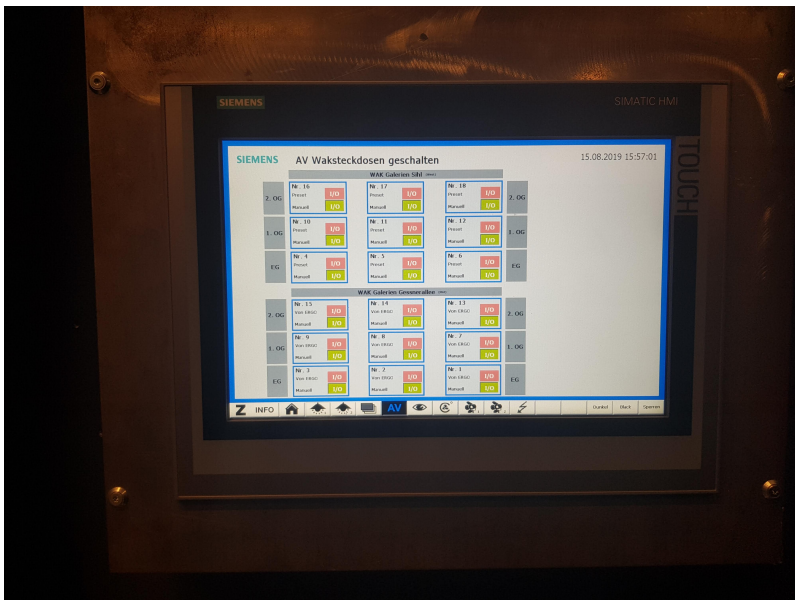
# Power

**PLEASE TURN OFF ALL POWER WHEN YOU LEAVE THE ROOM.**

Make sure all power cables at WAK boxes are plugged in the lowest socket row.

WAK 1 - 6 are in the lower level of the IASpace. WAK 7 - 12 are in the middle level of the IASpace and WAK 13 - 18 are in the upper level of the IASpace (some WAK may be behind the black curtains).

**In order to access the WAK page from the control page, you need to be login as Admin.**  
(Please refer to this page).

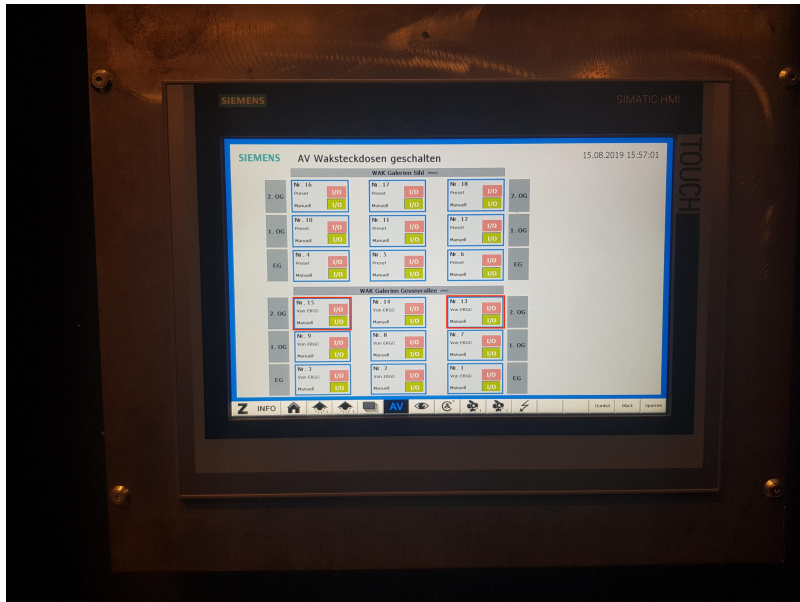


Turn on the computers by pressing the button with the "Alien".




## Powering the Mocap system

For powering the mocap system (Optitrack cameras) make sure to turn on the WAK 13 & 15 on the control panel.



If the Optitrack cameras are green it means that the mocap system is on but need to be calibrated (refer to this page for [calibration](#)). If they are blue they are calibrated.



## Powering Off the Mocap system

To power off the Optitrack Mocap system (Optitrack cameras) turn of the WAK 13 & 15 on the control Panel.

From:  
<https://wiki.zhdk.ch/IASpace/> - immersive art space

Permanent link:  
[https://wiki.zhdk.ch/IASpace/doku.php?id=hardware\\_power&rev=1565881223](https://wiki.zhdk.ch/IASpace/doku.php?id=hardware_power&rev=1565881223)

Last update: 2019/08/15 17:00

