

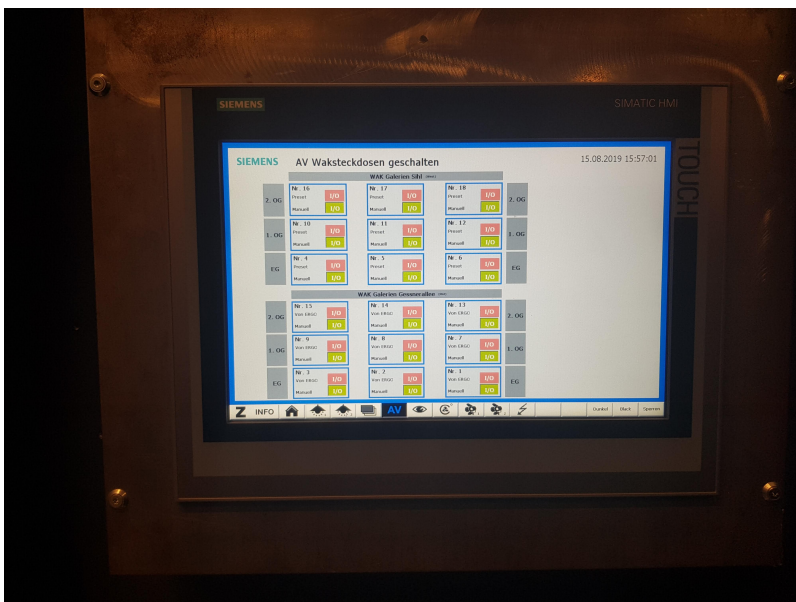
Power

PLEASE TURN OFF ALL POWER WHEN YOU LEAVE THE ROOM.

Make sure all power cables at WAK boxes are plugged in the lowest socket row.

WAK 1 - 6 are in the lower level of the IASpace. WAK 7 - 12 are in the middle level of the IASpace and WAK 13 - 18 are in the upper level of the IASpace (some WAK may be behind the black curtains).

In order to access the WAK page from the control page, you need to be login as Admin.
(Please refer to this page).

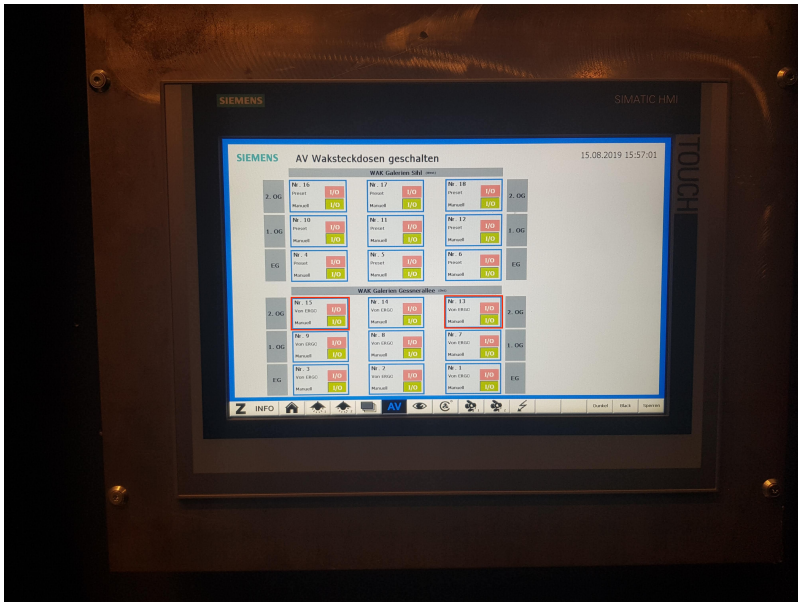


Turn on the computers by pressing the button with the "Alien".




Powering ON the Mocap system

For powering on the mocap system (Optitrack cameras) make sure to turn on the WAK 13 & 15 on the control panel.



If the Optitrack cameras are green it means that the mocap system is on but need to be calibrated (refer to this page for [calibration](#)). If they are blue they are calibrated.



Powering OFF the Mocap system

To power off the Optitrack Mocap system (Optitrack cameras) turn of the WAK 13 & 15 on the control Panel.

From:
<https://wiki.zhdk.ch/IASpace/> - immersive art space

Permanent link:
https://wiki.zhdk.ch/IASpace/doku.php?id=hardware_power&rev=1565881280

Last update: 2019/08/15 17:01

