




Logbook Silkscreen



}}}}}}}}}}}}Objectiv 26 and 27 April: Planning the implementation of the silkscreening on walls. Implementation dates: 23–25 May.

The planning includes:

- Exchange of ideas and proposals for the silkscreening on walls. Could be individual and/or group work.
- Sketching the idea includes: Show/visualize desired images/appearances, size, material list, desired sites/walls to print on in May and such.
- After the exchange of ideas: Decide which experiments should be done 26 and 27 April. The experiments help to clarify and test the implementation in May.

Thermochromatic, Photochromatic, etc. pigments form Hali Industry, details see [here](#).

hato_magnetfarbe-1.pdf

{{ :logbooksilkscreen:hato_rosteffekt-1.pdf | {{ :logbooksilkscreen:hato_screen-1.pdf | {{
 :logbooksilkscreen:hato_tex_leuchtfarben_invisible.pdf | {{
 :logbooksilkscreen:hato_traversenfarbe-1.pdf |

}}}}}}}}

26 April 2018

Dominique@Nicolas: Anstatt mit Finger verwischen oder Schablone: grosse Pinsel benutzen. Und, siehe Malerein von <http://www.davidreedstudio.com/#> David Reed.

Denise Schwab Beteiligung MATLAB

23.02.18, 9—12 am

8.03.18, 6-8 pm

26.04.18, 9-12 am und 1-5 pm

27.04.18, 9-12 am und 1-5 pm

18.05.18, 10-12 am

23.05.18, 10—12 am

24.05.18, 9-12 am and 1-5 pm

25.05.18, 9-12 am and 1-5 pm

37h

From:

<https://wiki.zhdk.ch/matlab/> - **MATLAB @ MA Fine Arts, Zurich University of the Arts**

Permanent link:

<https://wiki.zhdk.ch/matlab/doku.php?id=logbooksilkscreen:matlab&rev=1525856391>

Last update: **2018/05/09 10:59**

